





















TECHNICAL DATA

	CBCT		CEPHALOMETRIC DR
	3D ONLY	3D PAN	
X-RAY TUBE			
GENERATOR	High Frequency DC Generator		
OPERATIVE MODE	Pulsed		Direct
TUBE VOLTAGE	73-85 kVP		61-85 kVP
ANODE CURRENT	6.3-10 mA	5-10 mA for PAN 6.3 -10 mA for 3D	5-10 mA
FOCAL SPOT	0.5 mm		
DETECTOR			
IMAGE DETECTOR	CMOS		
FOV CM	Single FOV 9x9	Single FOV 9x9, 11x11 MultiFOV 11x11, 9x9, 11x6, 5x5 30x15 PAN	30x24
PIXEL SIZE	100 µm	100 µm	125 µm
VOXEL SIZE	121 µm	65-141 µm 3D	-
ACQUISITION			
EXPOSURE TIME	8.5 s	8.5 s for 3D 2.4 to 15.5 for PAN	200-500 ms
SCAN TIME	12.2 s	12.2 s for 3D	Immediate
EXAMS	Volumetric 3D Dentition Left/Right TMJ 3D Sinus	Adult/Child Standard Panoramic Adult/Child Hemi Panoramic Frontal Dentition TMJ closed/open mouth 2D and 3D Sinus Volumetric 3D Dentition Left/Right TMJ	LL CEPH 30x24 AP CEPH Carpus
VOLTAGE SELECTION	Automatic selection of kV and mA with manual adjustment option		
OPT. PAN EXAMS	Reduced Dose; Improved Orthogonality; Right Bitewing; Left Bitewing; Right and Left Bitewing		
IMAGE FORMAT			
	DCM, STL* (Option), JPEG, BMP, PNG, TIFF, DCM		
DIMENSION			
HEIGHT [cm]	223,5 cm		
WEIGHT [kg]	110		+25
SOFTWARE			
INCLUDED	Deep-View, Xelis Basic		
OPTIONAL	*Xelis Advanced		DFO
	DICOM Full (PACs, Worklist, Storage, Retrieve, Print), DICOM Print		

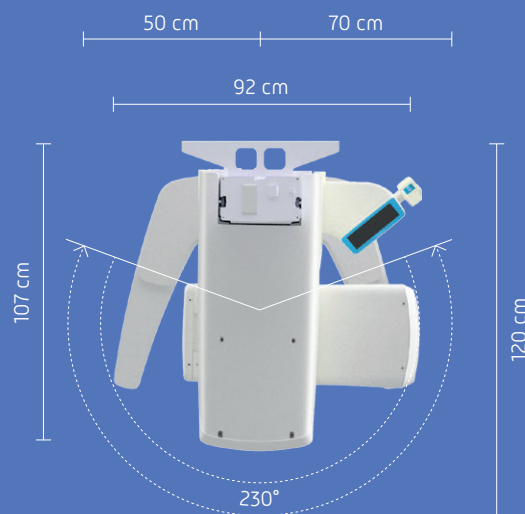
EXAMS

3D							
	9x9	11x11	6x11	5x5			
2D PAN							
	Standard PAN	Hemi PAN right	Hemi PAN left	Frontal Dentition	TMJ closed mouth	TMJ open mouth	Sinus
OPTIONAL 2D PAN							
	Reduced Dose Panoramic	Improved Orthogonality Panoramic	Right Bitewing	Left Bitewing	Right and Left Bitewing		
CEPH							
	Latero-Lateral 30x24	Antero-Posterior	Carpus Image				

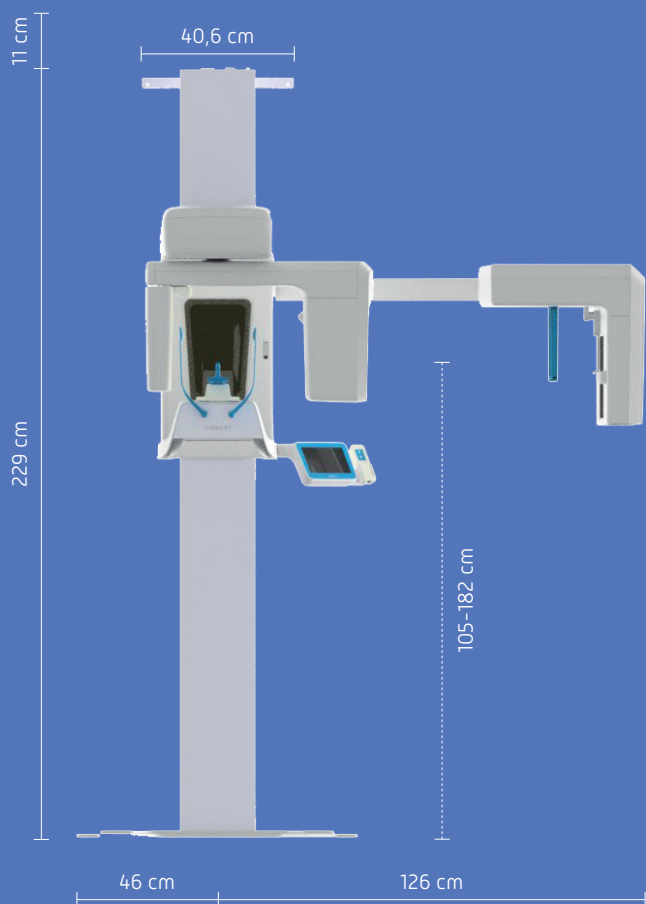
X-VIEW 3D PAN CEPH



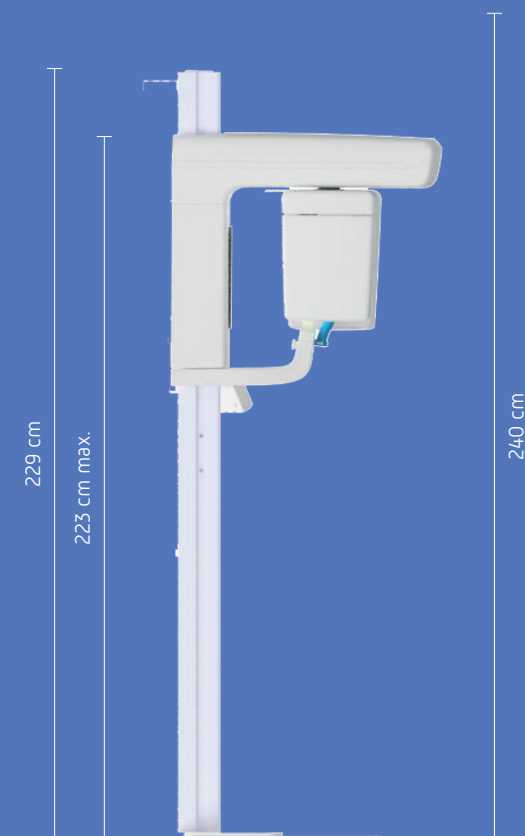
X-VIEW 3D ONLY/3D PAN



X-VIEW 3D PAN CEPH



X-VIEW 3D ONLY/3D PAN



Trident S.r.l.

Via Artigiani, 4 25014 Castenedolo
 Phone +39 030 2732485
 info@trident-dental.com

www.trident-dental.com